

BABILA



nicoline

Descrizione modello / Model Description

Dimensioni / Dimensions

Composizioni consigliate / Suggested compositions

nicoline.it

ITALY - C.da Parchi Calia sn Z.I. - 70022 Altamura - BA - Telefono: +39 080 3101487

UNITED STATES - Nicoline Salotti Inc. po box 38783 - Greensboro - NC 27438 - Phone: +1 (336) 259 9881

SINGAPORE - 23 Genting Road #06-01 - Chevalier House Singapore 349481 - Telefono: +65 8168 3354

Descrizione

Caratteristiche standard

- Struttura in legno e multistrato con supporto in metallo, molleggio seduta con cinghie elastiche.
- Cuscini di seduta in poliuretano espanso ecologico a cellula aperta con densità differenziate.
- Cuscini di spalliera inferiore in piuma, mentre la parte superiore è in poliuretano espanso ecologico. L'intero schienale è collegato ad un supporto in metallo completamente rivestito.
- Rivestimento in pelle o tessuto con cuscini di seduta e spalliera sfoderabili.
- Solo per il mercato ITALIA il rivestimento in tessuto è completamente sfoderabile.
- Piede in metallo Lucido (Cod.30), Satinato (Cod.31), Canna di fucile (Cod.50), Bronzo anticato (Cod.52) e verniciati nei colori RAL opaco: RAL 7006 - RAL 7024 - RAL 7044 - RAL 8019 - RAL 9016.
- Elementi Cod.1421- 1422- 1671- 1672- 1801- 1802- 2341- 2342- 2371- 2372 - 3031- 3032- 3051- 3052- 3221- 3222- 8091 con ripiano in marmo Emperador (Cod.EM) oppure marmo bianco Carrara (Cod.CA).
- Cucitura Cod.03 per rivestimento in pelle e tessuto.
- Inserimento letto non possibile.
- Lato componibile rifinito.

Caratteristiche optional senza maggiorazione

- Cuscini di seduta con doppia densità poliuretano espanso ecologico a cellula aperta e memory foam rivestito da un materassino in piuma.
- Disponibile con cucitura a contrasto, per la scelta del colore fare riferimento ai codici del campionario pelli.

Caratteristiche optional con maggiorazione

- Per il multi rivestimento il prezzo va incrementato del 7%. Per maggiori dettagli fare riferimento al paragrafo "NOTE" posto nelle prime pagine del listino.

Note

- I disegni grafici che riportano l'asterisco (*) sono sempre con lato rifinito e anche agganciabili agli elementi componibili.
- Non è possibile applicare altre cuciture.
- Per alcuni tessuti e velluti l'azienda si riserva di applicare la cucitura Cod.00 (vedi immagine).

Description

Standard features

- Frame: wooden structure with metal support, seat suspensions in reinforced elastic webbing.
- Padding in eco-friendly open cell polyurethane foam, with different densities.
- Lower back cushions in feather and the upper part in eco-friendly polyurethane foam. The entire back cushion has a metal support completely covered.
- Covering in leather or fabric. Seat and back cushions coverings removable.
- Legs in Shiny metal (Cod.30), Satin(Cod.31), Gunmetal (Cod.50), Antique bronze (Cod.52) and painted in finished RAL colors: RAL 7006 - RAL 7024 - RAL7044 - RAL 8019 - RAL 9016.
- Versions Cod.1421- 1422- 1671- 1672- 1801- 1802- 2341- 2342- 2371- 2372 - 3031- 3032- 3051- 3052- 3221- 3222- 8091 with top in marble Emperador (Cod.EM) or Carrara white marble (Cod.CA).
- Stitching type Cod.03 for leather and fabric coverings.
- No bed version available.
- Finished sectional sides.

Optional features without any upcharge

- Seat cushions in eco-friendly open cell polyurethane foam, with double densities, and memory foam, covered with a feather layer.
- Contrast stitching available. Please refer to our leather collection for a thread color indication.

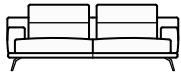
Optional features with upcharge

- 7% upcharge for combined coverings. Please refer to the notes at the beginning of pricelist.

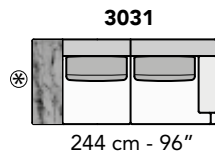
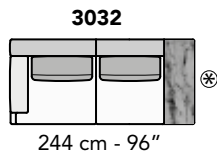
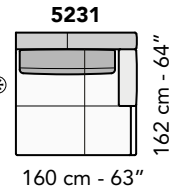
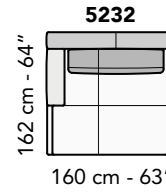
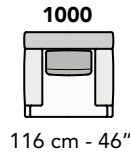
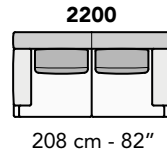
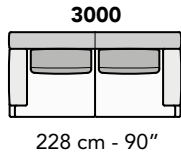
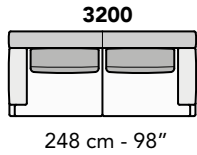
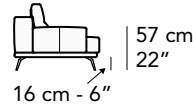
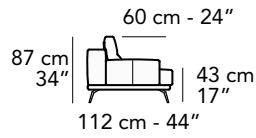
Notes

- Versions with asterisk (*) have always the terminal side finished with the possibility to be connected to modular elements.
- Different stitchings not available.
- For some fabrics and velvets production dept. must apply the stitching Cod.00 (as per picture below).

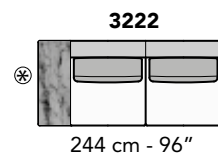
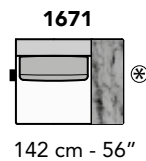
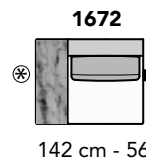
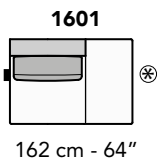
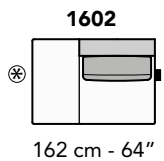
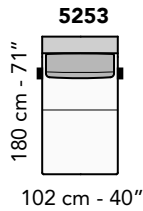
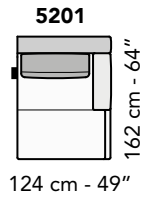
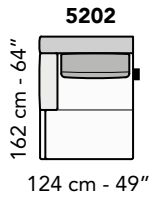
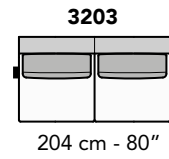
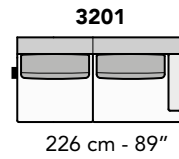
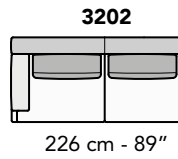
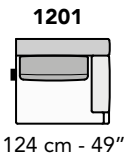
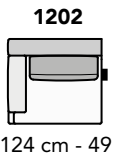
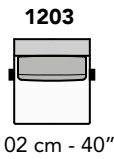
FRONTALE
FRONT



LATERALE
DEPTH

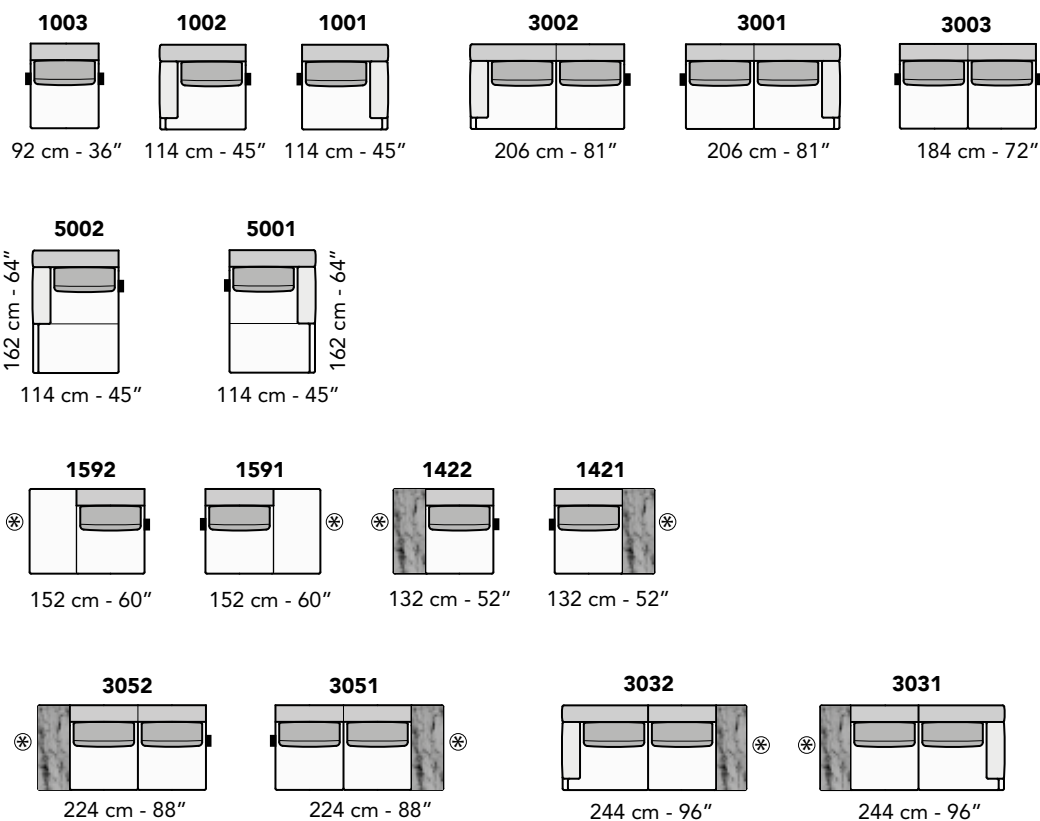


A

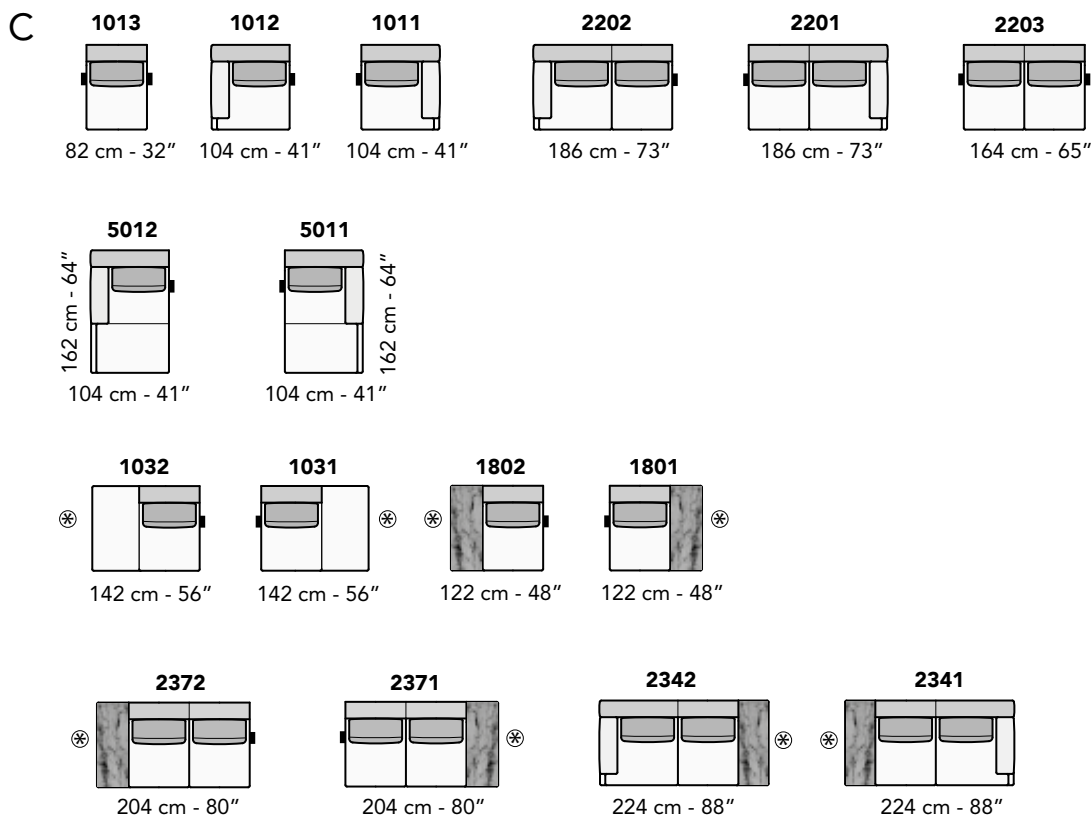


tutti gli elementi del gruppo A hanno lo stesso modulo di seduta - all items in group A have the same seat width

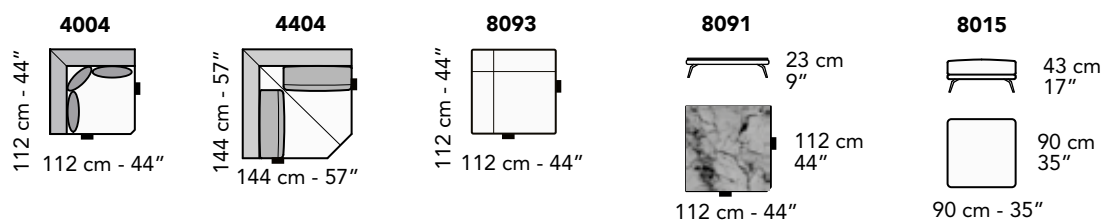
B



tutti gli elementi del gruppo B hanno lo stesso modulo di seduta - all items in group B have the same seat width



tutti gli elementi del gruppo C hanno lo stesso modulo di seduta - all items in group C have the same seat width



Scala 1:100
 Ratio 1 to 100

Legenda / Legend

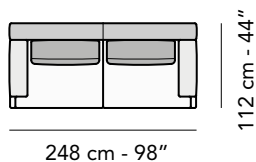
- Spalliera / Back Cushions
- Bracciolo / Armrest
- Poggiareni / Kidneyrest
- Seduta / Seat Cushions
- Marmo / Marble

⊗ Lato terminale sempre rifinito e agganciabile agli elementi componibili / Terminal side is always finished and it can also be connected to modular elements

■ Aggancio Componibile / Connector

Composizioni consigliate / Suggested compositions

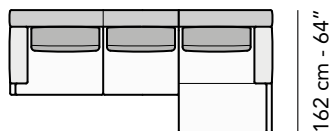
3200



248 cm - 98"

112 cm - 44"

3202 + 5201



352 cm - 139"

162 cm - 64"

3032 + 5201



370 cm - 146"

162 cm - 64"